



San Jose Police and Fire Department Retirement Plan

Overview of Meketa Investment Group's Asset Allocation Analysis

Introduction

Making Sense of Many Great Ideas – A Preferences Lens

- The San Jose Police and Fire Board has asked for a best ideas asset allocation from both Staff and Meketa
 - Several different perspectives and views have also been sought out
- While seeking a varied selection of views/metrics/perspectives/etc. is a laudable goal, it is also challenging to make sense of such a large amount of information
 - We hope to provide a framework to aid in this area, based on preferences
- Our framework is unconstrained, purely mathematical, and transparent
 - This allows us to provide a completely unbiased picture
- Why preferences?
 - Preferences reflect which solutions are not just 'best' but which are best for San Jose Police & Fire
 - Perhaps the most important role of a consultant is to understand these unique preferences in order to suggest solutions/investments that are suitable
 - If preferences are understood and quantified, then:
 - It will help us make sense of how differing views should affect our decision making
 - It will provide a consistent framework for evaluation now and during implementation

A Consultant's Dual Role – Merging Best Ideas

- Bringing our best ideas
 - We always bring our best ideas to the table, in this case these are represented in our asset study
 - Months of work with input from several area experts
 - Combination of fundamental and quantitative approaches
 - Tried and true methods
- Helping the board/staff express their best ideas
 - The board and staff are the elected/appointed individuals representing the retirees
 - As such we have a duty to assist them in expressing their best ideas
 - We have incorporated staff best ideas into our analysis
- Included staff preferences:
 - ***Venture Capital*** – ‘A 50% Chance of beating the broad market by 150bps’
 - ***A Short-Term Interest Rate Preference*** – A flat term structure supports this view

A Brief Introduction to High Dimension Optimization (HDO)

HDO - A Tool To Understand Individualized Preferences

- The power of trade-offs
 - 'To Optimize' simply means to find the best available trade-off
 - This general framework underpins almost every insight in finance in economics
- The limits of constraints
 - Constraints confirm existing biases
 - The best way to find the best available trade-off is avoiding constraints
- Where the fund chooses to allocate reflects their preferences
 - The key to expressing preferences is a focus on efficiency
 - Nothing in life is free, but we should sacrifice the least possible for any potential gain
- Real-world preferences/objectives are complex and conflicting
 - In practice, this means single trade-offs can never be examined in isolation
 - Everything is connected
 - HDO is a tool to help us 'keep an eye' on each of these moving pieces

A Very Brief History of Portfolio Optimization

Framework	Return Goals	Risk Goals	Intuition	Additional information it attempts to incorporate relative to MVO
MVO - 1952	Expected Return	Expected Variance	Foundation of all below. Investors like return but dislike risking capital	NA
Mean-cVaR - 1999	Expected Return	Expected Tail Risk	Focuses on extreme losses as these are of more importance to investors	Asset behavior in extreme scenarios
MVTE - 1992	Expected Return	Expected Variance + Expected Tracking Error	Taking a position that is different from the market is a risk	Trade-off of relative risk
BL - 1992	Market Base Case (CAPM) + confidence weighted investor views	Market Base Case (CAPM) + confidence weighted investor views	Expressing a view that is different from the market is a risk and should be systematically weighted by confidence	Confidence weighted investor views

Foundation of Risk/Return Frameworks

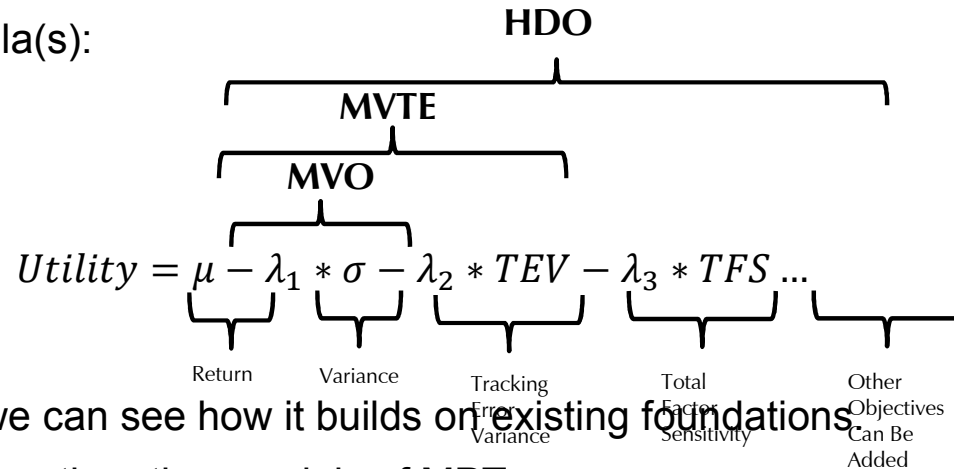
Models that add/modify informational value on top of the foundation of MVO

- MVO is the foundation of all Modern Portfolio Theory (MPT).
- Since its creation, many have added value on top of this foundational model.
- HDO does the same, but is designed to incorporate any and all.

HDO: Flexible and Expanding on Strong Foundations

Where Does High Dimension Optimization Fit In?

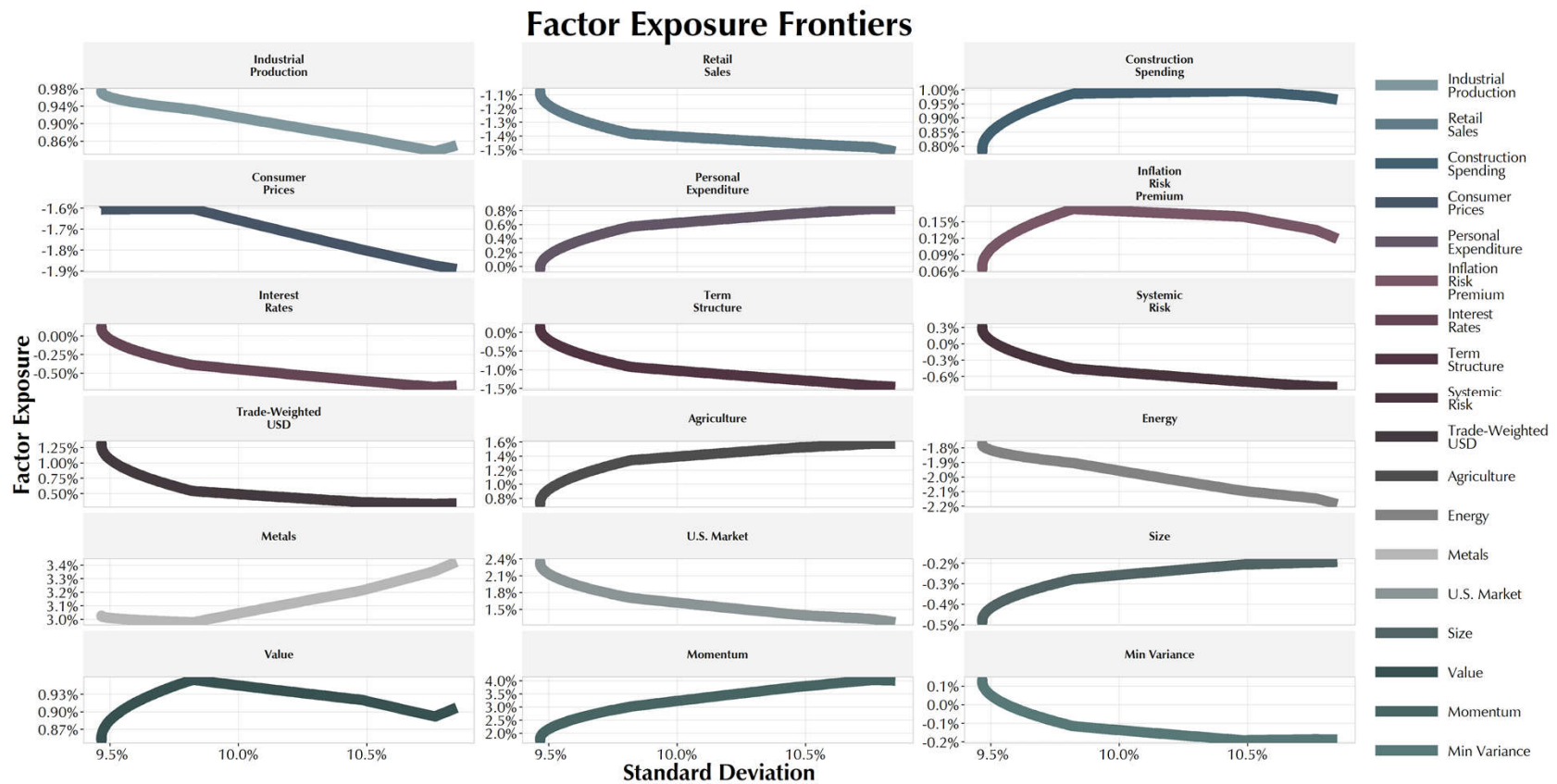
- Modern Portfolio Theory in Formula(s):



- Looking at the formula for HDO, we can see how it builds on existing foundations
- HDO also incorporates insights from the other models of MPT.
 - Tail-Risk:
 - This was the focus of Mean-cVaR and is controlled for within the Total Factor Sensitivity portion of HDO by trading off or targeting Systemic Risk.
 - Black-Litterman (BL) and confidence weighted expectations:
 - The insight of BL was about how to formulate forward looking returns.
 - This is addressed in the machine learning measurement process of HDO and the same insights of BL can be incorporated into HDO.

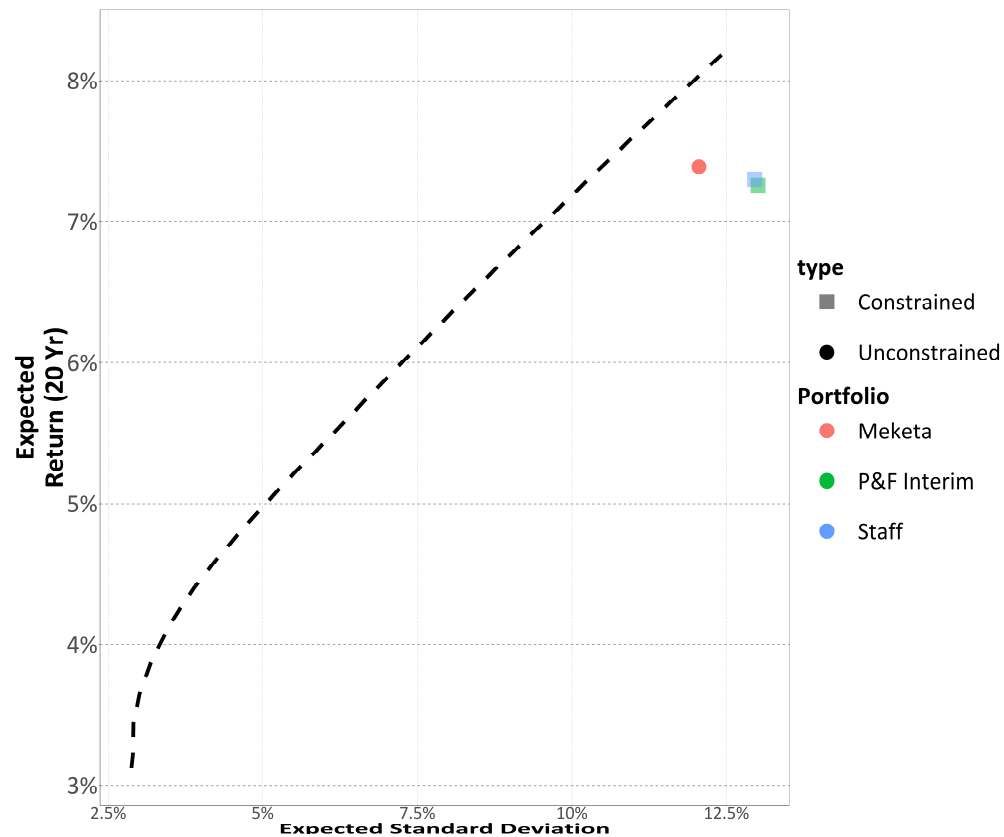
What Does "High Dimension" Look Like?

- Risks and opportunities can come in many different forms and factors.
 - To find the best trade-off in this complex landscape, each must be evaluated **simultaneously**.



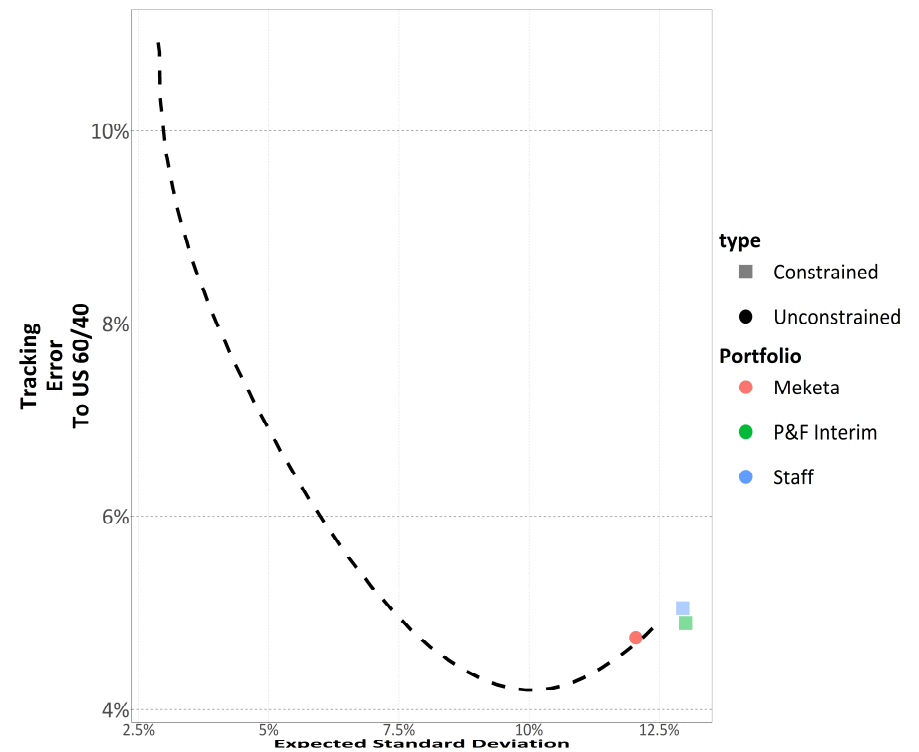
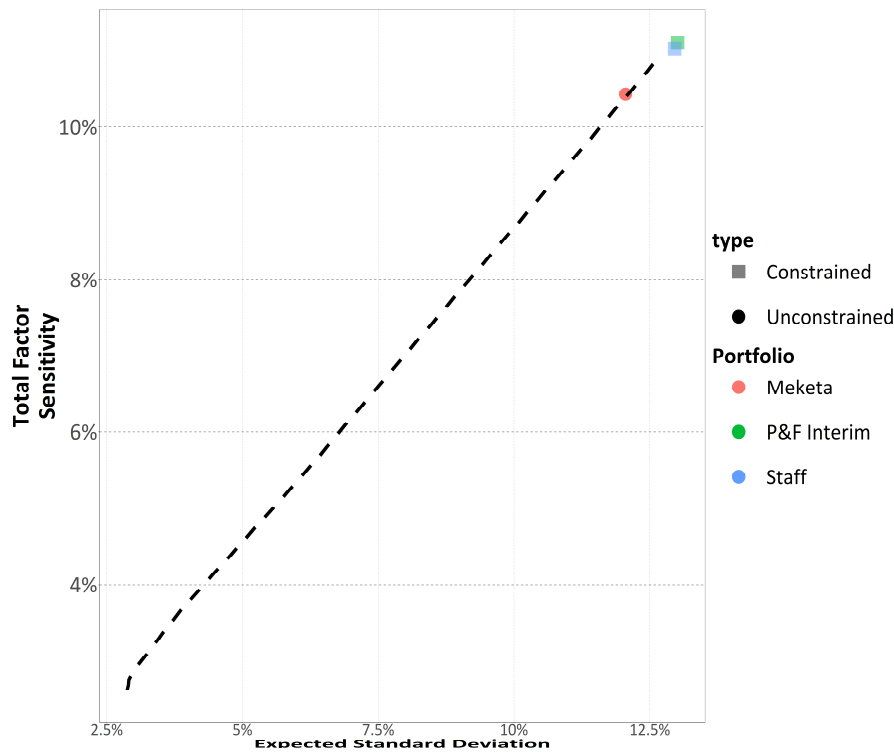
The Foundational Trade-off

- Another view of the traditional MVO trade-off.
 - The Meketa approach avoids using constraints, which is an unbiased expression of modeled preferences.



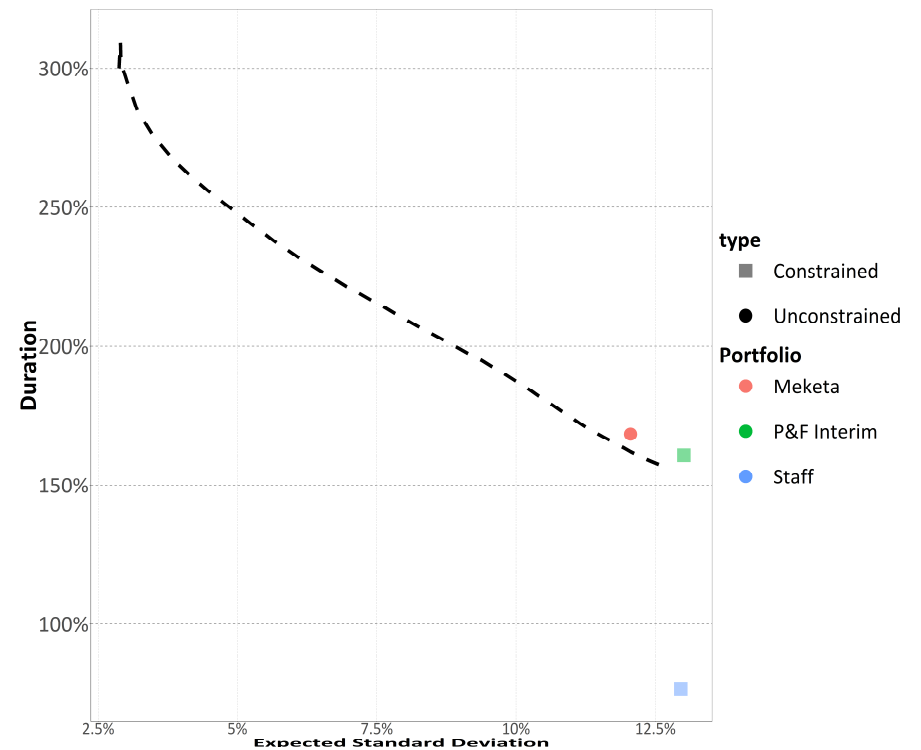
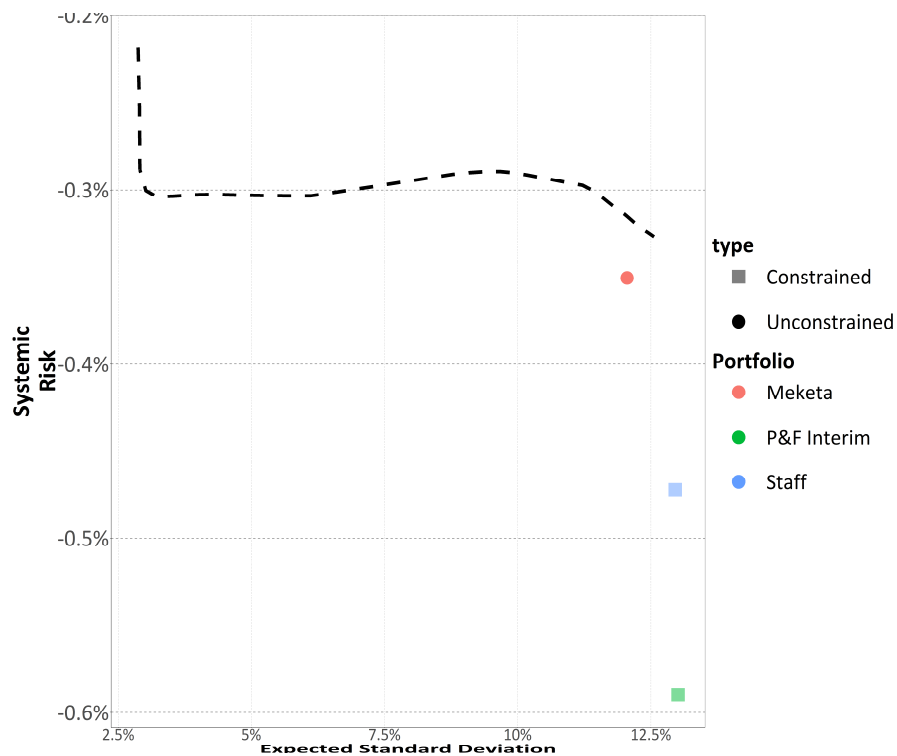
Factor Sensitivity and Tracking Error Trade-offs

- Below we can see two other important trade-offs
 - Although elevated relative to the Meketa portfolio, the other options are on the frontier here.



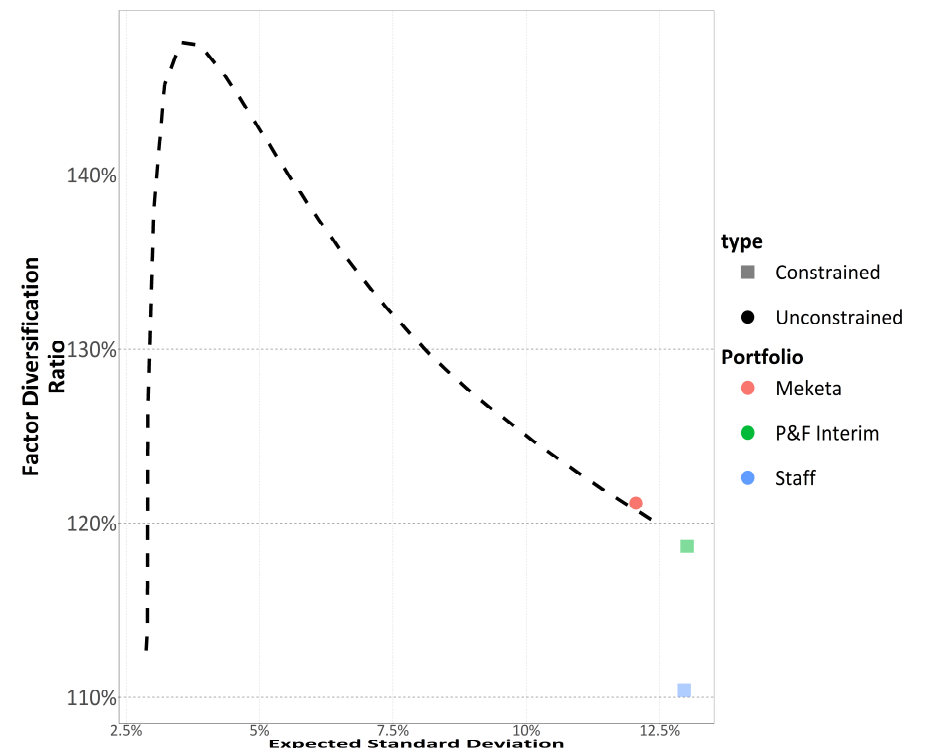
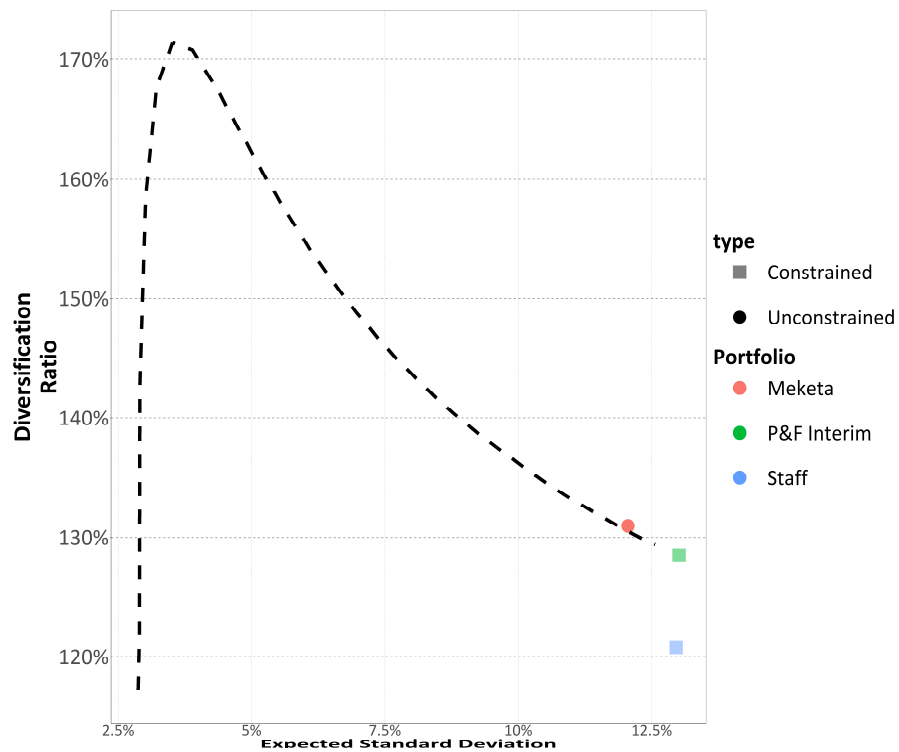
Tail-Risk and Duration Trade-offs

- For these important trade-offs, the Meketa portfolio has significant improvements.
 - Duration is especially important in terms of liabilities, and conflicts with the Staff short-term interest rate preference.



Diversification Trade-offs

- The Staff portfolio sacrifices substantially on diversification.
 - Through the HDO process, we examine many many more of these frontiers.



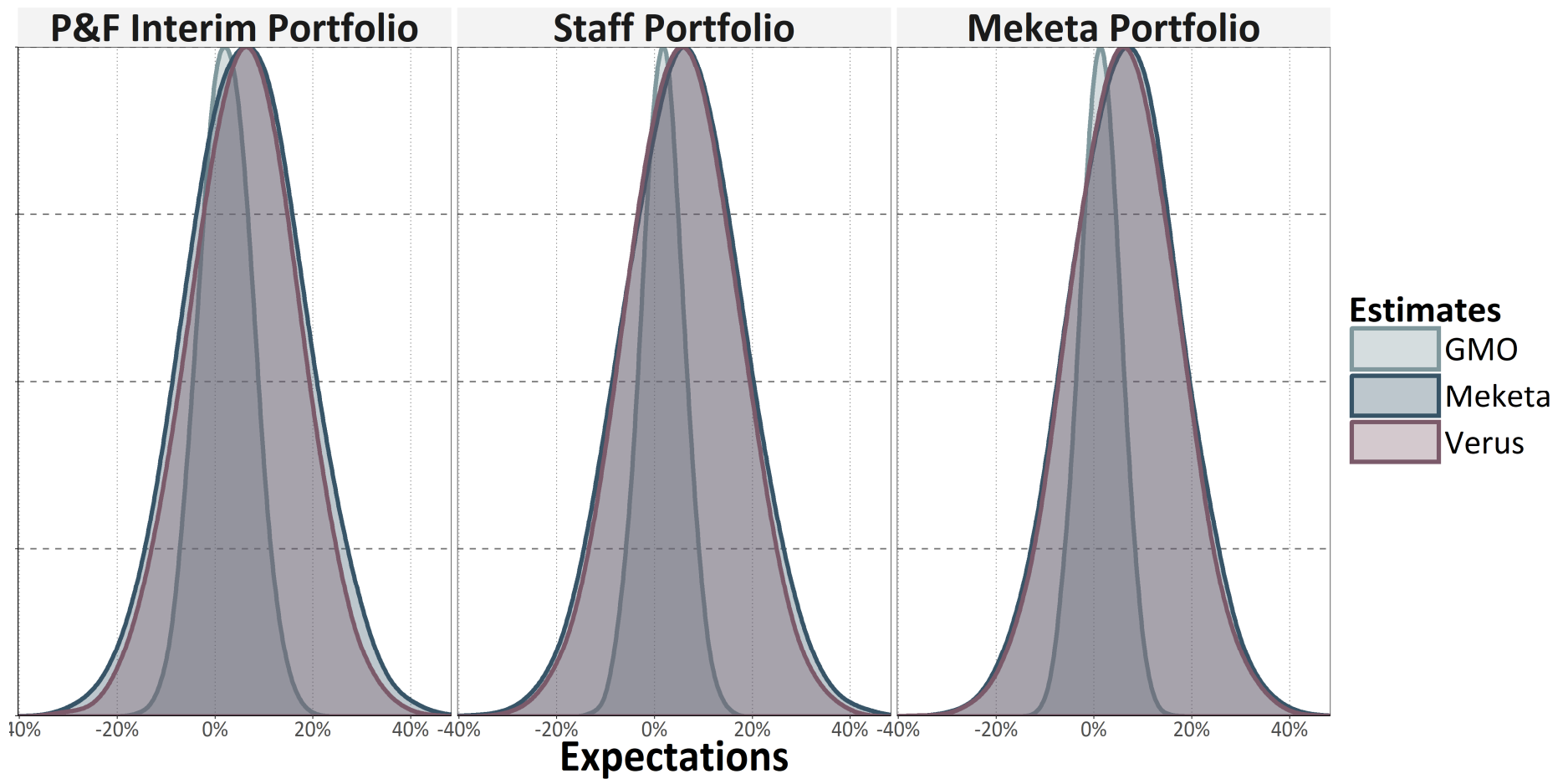
Examining Expectations

Different Expectations for the Future

- In this section we examine how using different expectations would affect our suggested allocation
- Most expectations overlap with each other
- Staying humble when discussing future expectations is essential, and drives our preference for diversification
- We will show that the importance of preferences tends to override difference in expectations
 - Different expectations don't necessarily move the allocation in large ways if preferences are well defined
 - This is largely due to the large amount of overlap and uncertainty in future prediction

Overlapping Expectations

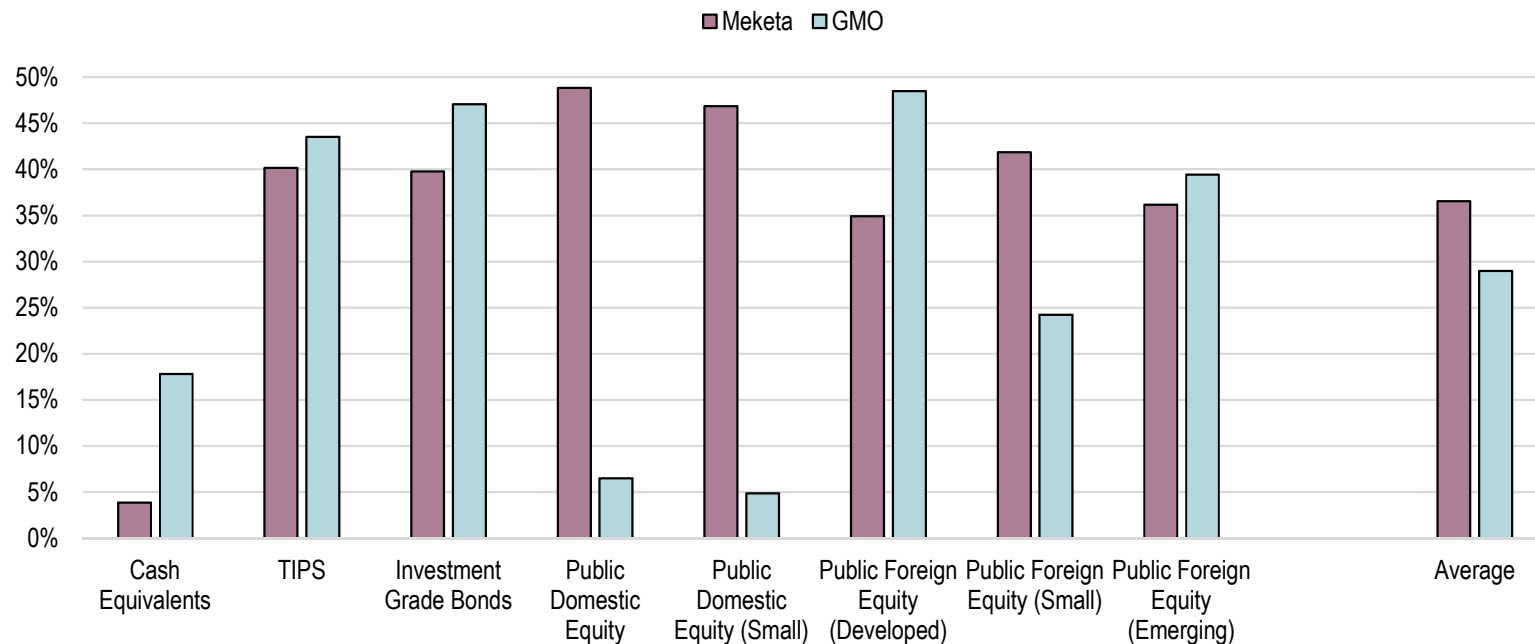
- Gathering different views is an additive process and much is made of small differences
 - Important to note - these views overlap substantially



Confidence In Expectations

- In the chart above, the GMO expectations were much narrower (i.e. more confident)
 - GMO is a famous forecaster of returns and has a reputation of doing quite well.
 - However, there is empirical evidence that like many other market participants their confidence is overly high.

Expected Probability Of Realized Returns

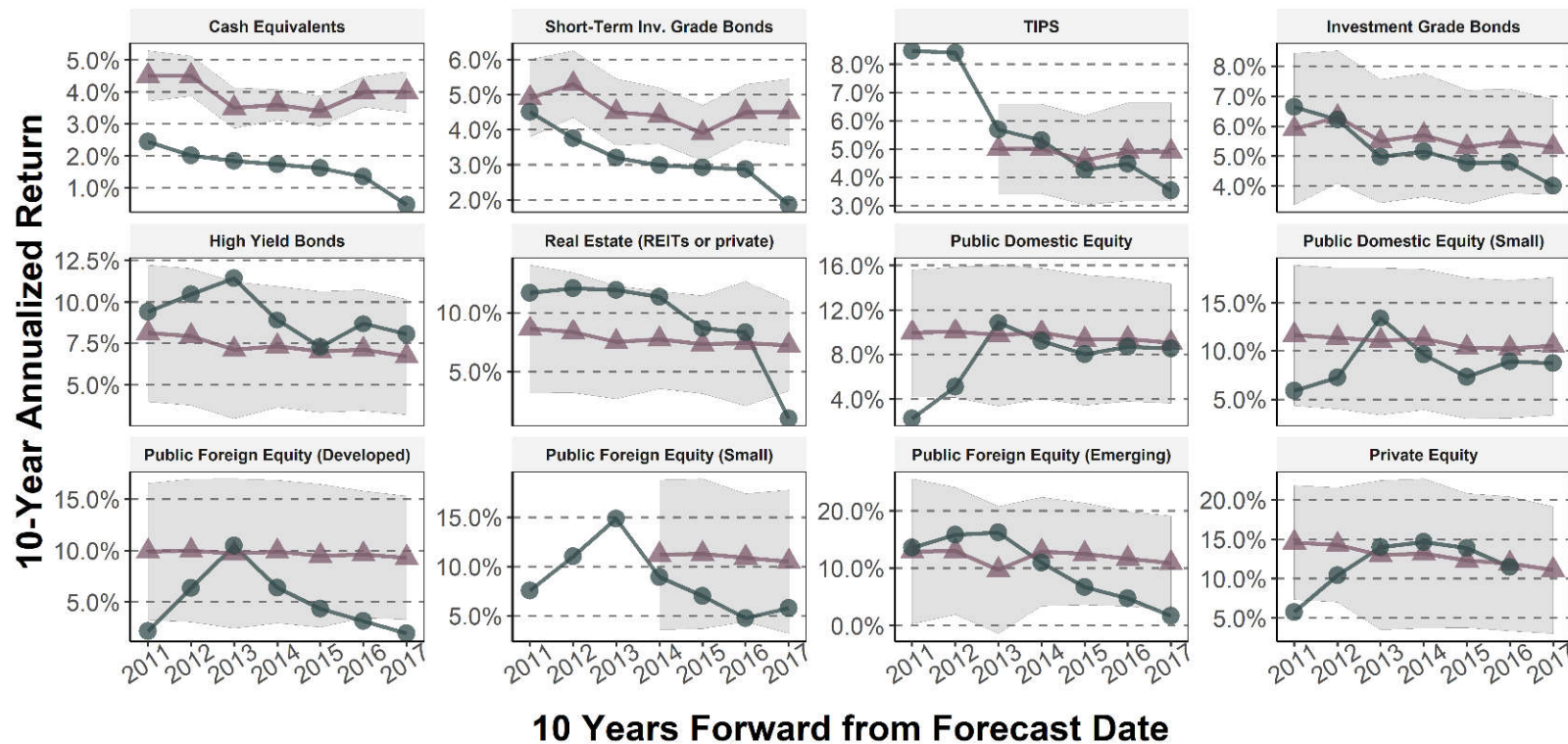


Staying Humble with Empirical Evaluation

- Meketa consistently examines the empirical performance of our expectations
 - Forecasting is hard, but we seek to be honest about our limitations and learn from our mistakes

MIG Long-Term Forecasts vs. Realized Returns

● Actual ▲ Forecast




How important are these expectations in the context of preferences?

- Future expectations get all the glory
 - We all love opining on the future, but when it comes down to making a plan, it serves us best to diversify and get the best trade-offs available to us
- The dampening effect of overlap and preference setting
 - Future expectations are important, but perhaps not as important as you may think
 - Several factors dampen how much changing expectations affect allocations
 - Overlap of expectations
 - Limited confidence
 - Well-defined preferences
- In the next graph we randomly selected return expectations.
 - The takeaway is that in many cases, these random selected expectations don't move the allocation as much as many may think

Randomly Selecting Expectations

- Through randomly selecting expected returns, we can see in the vast majority of cases the allocation would not change meaningfully
 - This is a result of our expressed preferences and future uncertainty



Metric Comparison

Our Main Goal -- An Unbiased Evaluation

- Our main goal here is to provide an unbiased evaluation
 - That said, we did favor our own best ideas as requested
 - We also included Staff views as we understand them
- While proud of our expectations process and outcomes, we don't argue that we are better forecasters
 - Rather, our focus is on getting the best portfolio for the specific needs of the plan
 - We take in substantially more information and trade-offs than traditional approaches
- Preferences can be changed
 - We believe our rigorous trade-off methodology is a disciplined approach and can help the fund evaluate the information set in front of them
- Adopting a preferences approach will be helpful during implementation
 - The same preferences should adhere to managers as they do for policy level allocation

Metrics By Portfolio



- The key behind HDO's insights is the ability to consider all metrics simultaneously
 - In this case we match or improve on each metric
 - More importantly, using this unbiased approach allows us to evaluate all views and preferences



M E K E T A I N V E S T M E N T G R O U P

BOSTON

100 Lowder Brook Drive
Suite 1100
Westwood, MA 02090
Tel: (781) 471-3500

CHICAGO

One E Wacker Drive
Suite 1210
Chicago, IL 60601
Tel: (312) 474-0900

SAN DIEGO

5796 Armada Drive
Suite 110
Carlsbad, CA 92008
Tel: (760) 795-3450

PORTLAND

205 SE Spokane Street
Suite 300
Portland, OR 97202
Tel: (971) 202-5082

MIAMI

5200 Blue Lagoon Drive
Suite 120
Miami, FL 33126
Tel: (305) 341-2900

LONDON

41-43 Brook Street
London W1K 4HJ
U.K.
Tel: +44 (0)20 3841 6255

www.meketagroup.com

